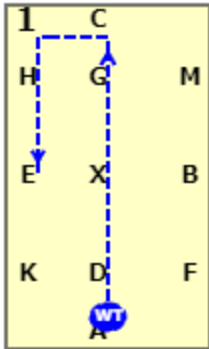


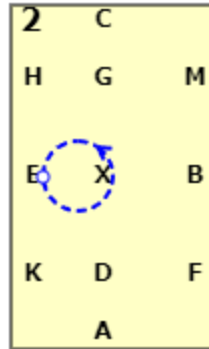


# DRO LEVEL 3 - CHAMP TEST

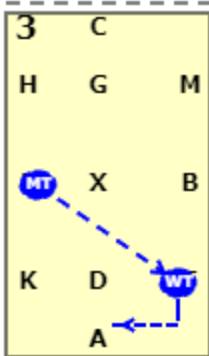
[20x40, viewed from A end]



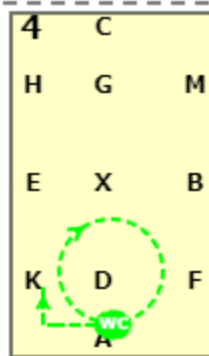
AC: A enter at working trot and proceed down the centre line  
 C: Turn left  
 CE: Proceed to E in working trot



E: Circle left 10 metres



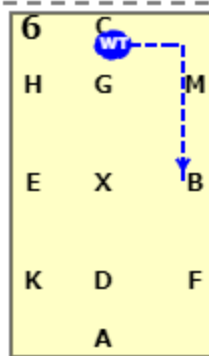
EF: E Show some medium trot strides to F  
 FA: Working trot



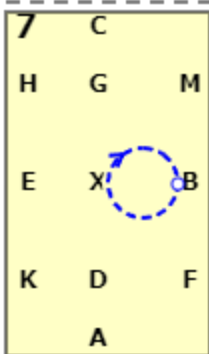
A: A transition to working canter  
 A: Circle right 15 metres  
 AK: Working canter



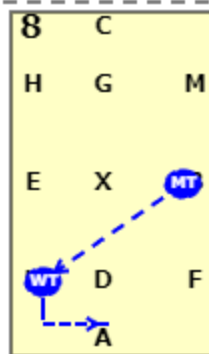
KH: K show some medium canter strides to H  
 HC: Working canter



C: C Transition to working trot  
 CB: Proceed to B



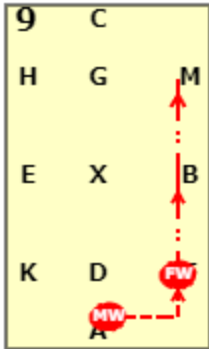
B: Circle right 10 metres



BK: B show some medium trot strides to K  
 KA: Working trot

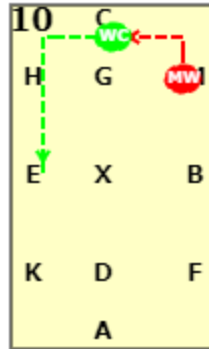


# DRO LEVEL 3 - CHAMP TEST



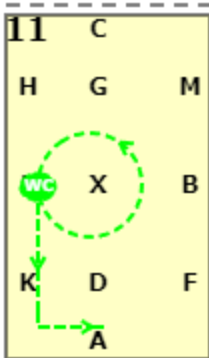
9 C  
 H G M  
 E X B  
 K D F  
 A

A: A transition to medium walk  
 AF: Medium walk  
 FBM: Free walk on a long rein



10 C  
 H G M  
 E X B  
 K D F  
 A

MC: Medium walk  
 C: C (progressive) transition to working canter  
 CE: Working canter



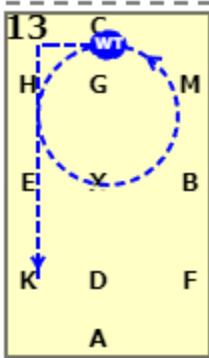
11 C  
 H G M  
 E X B  
 K D F  
 A

E: Circle left 15 metres  
 EKA: Working canter



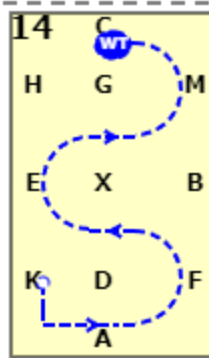
12 C  
 H G M  
 E X B  
 K D F  
 A

AF: Working canter  
 FBM: F show some medium canter strides to M  
 MC: Working canter



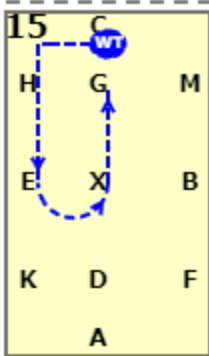
13 C  
 H G M  
 E X B  
 K D F  
 A

C: C Transition to working trot  
 C: C circle 20m left and allow the horse to stretch on the circle, retaking the reins before returning to C  
 CK: Working trot



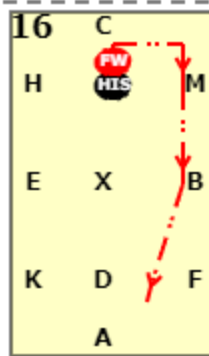
14 C  
 H G M  
 E X B  
 K D F  
 A

KA: Working trot  
 AC: Serpentine 3 loops  
 C: Working trot



15 C  
 H G M  
 E X B  
 K D F  
 A

CE: Working trot  
 EX: Half circle left from E to X  
 XG: Working trot



16 C  
 H G M  
 E X B  
 K D F  
 A

G: Halt immobility salute  
 GC: From G, leave arena at C in free walk on a long rein